

Adjusting Expectations: Proper Preparation and Timing of the Law School Application

Neoshia Roemer

Assistant Professor

University of Idaho College of Law

Parts of the law school application

Application document

Application fee

LSAT (from the testing service) & GPA scores (official transcript)

Resumé

Personal statement

Supplemental statements (when applicable)

Supplemental documents (when applicable)

The Law School Application Process, Part 1

Identify

Identify interest in law school & some schools of interest



Register

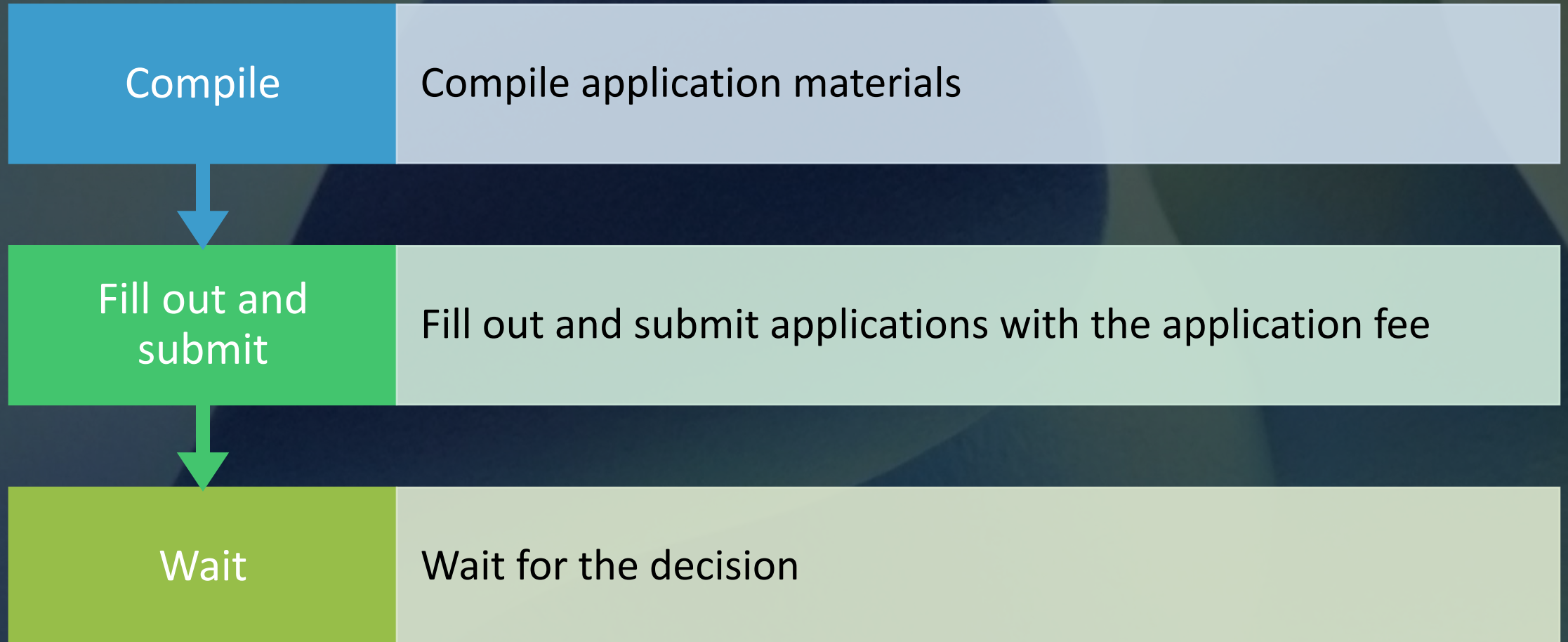
Register for Law School Admission Counsel (LSAC) and Credential Assembly Service (CAS)



Study

Study for and take the Law School Admissions Test (LSAT)

The Law School Application Process, Part 2



The optimum preparation for
law school starts the year
before the applicant applies!

The law school admissions cycle


Law schools typically accept applications starting in September/October on a rolling basis until February/March

Early bird gets the worm...or at least more choices

The background is a dark blue-grey color with a pattern of overlapping, semi-transparent geometric shapes, primarily rectangles and squares, some of which are tilted. Interspersed among these shapes are several speech bubble icons, also in varying shades of blue-grey, creating a layered, architectural feel.

Seasons of the application process

The Fall Before Applying (September-November)



IDENTIFY SCHOOLS OF
INTEREST



BEGIN PREPARING FOR THE
LSAT BY ENROLLING IN AN
LSAT PREPARATORY COURSE

Quick note on identifying law schools...

- There are over 200 law schools in the United States – many of whom are looking for American Indian students
- [Law School by the Numbers](#) (for a full list of law schools, including location and rankings information)
- AILC: [List of Law Schools with Indian Law Programs](#)

Applicant considerations in identifying schools

Location



```
graph TD; A[Location] --> B[Rankings]; B --> C[Cost]; C --> D[Programs available];
```

Rankings

Cost

Programs available

The Winter Before Applying (December-February)



BE ENGAGED IN LSAT
PREPARATION



GET REGISTERED FOR
LSAC AND CAS



START **IDENTIFYING**
RECOMMENDERS

A note on early registration for LSAC and CAS...

- LSAC has a fee waiver program that provides a two-tier system of benefits based on federal income guidelines
- Among some of the benefits: at least one free LSAT exam, some free CAS reports, and more
- For more information: <https://www.lsac.org/lSAT/register-lsat/lSAT-cas-fees/fee-waivers-lsat-credential-assembly-service-cas>

The Spring Before Applying (March-May)

1

Work on personal statements and other supplemental written materials

2

Take the LSAT

3

Begin asking for letters of recommendation (these can be submitted once registered for LSAC and CAS)

Personal statements, supplemental statements, and resumes



These written documents are very important as they give the admissions committee an insight into who the applicant is beyond the LSAT and GPA numbers



Time intensive pieces of writing



More to come on this in a later presentation!

The Summer Before Applying (June-August)

1

Take/retake the LSAT

2

Finalize personal
statements and
supplemental
materials

3

Finalize schools of
interest (where
applicant will apply)

4

Gather any
supplemental
information needed
(e.g., criminal
records)

During the
Application Cycle
(September-
February/March)

APPLICATION TARGET DEADLINE:
EARLY IN THE APPLICATION CYCLE

FINAL LSAT RETAKE


APPLY FOR OUTSIDE
SCHOLARSHIPS AND THE PRE-LAW
SUMMER INSTITUTE

What if an applicant can't meet this timeline?

- Applying in a shorter time frame can be done!
- However, this also requires an honest conversation surrounding:
 - Ability to fund the application process on a short time frame
 - Ability to craft personal and supplemental statements
 - Ability to get letters of recommendation
 - Ability to adequately prepare for and take the LSAT with results that will help them get into a law school

Remember: the OPTIMUM
timeline for law school application
is to start the year before the
applicant intends to apply!

More time usually means more
return on their investment in
the process + financial
assistance if applicable.



This might require honest conversations about the applicant's commitment to applying to law school at the time.



Questions?